


This article was downloaded by:

On: 26 January 2011

Access details: *Access Details: Free Access*

Publisher *Taylor & Francis*

Informa Ltd Registered in England and Wales Registered Number: 1072954 Registered office: Mortimer House, 37-41 Mortimer Street, London W1T 3JH, UK



## Nucleosides, Nucleotides and Nucleic Acids

Publication details, including instructions for authors and subscription information:

<http://www.informaworld.com/smpp/title~content=t713597286>

### Novel Unique Catalytic Activating Reagents in Synthesis of Biophosphates via the Phosphoramidite Route

Wojciech Dabkowski<sup>a</sup>; Izabela Tworowska<sup>a</sup>; Jan Michalski<sup>a</sup>; Friedrich Cramer<sup>b</sup>

<sup>a</sup> Centre of Molecular and Macromolecular Studies, Polish Academy of Sciences, Łódź, Poland <sup>b</sup> Max-Planck-Institut für experimentelle Medizin, Göttingen, Germany

**To cite this Article** Dabkowski, Wojciech , Tworowska, Izabela , Michalski, Jan and Cramer, Friedrich(1998) 'Novel Unique Catalytic Activating Reagents in Synthesis of Biophosphates via the Phosphoramidite Route', *Nucleosides, Nucleotides and Nucleic Acids*, 17: 9, 1639 – 1644

**To link to this Article:** DOI: 10.1080/07328319808004696

**URL:** <http://dx.doi.org/10.1080/07328319808004696>

PLEASE SCROLL DOWN FOR ARTICLE

Full terms and conditions of use: <http://www.informaworld.com/terms-and-conditions-of-access.pdf>

This article may be used for research, teaching and private study purposes. Any substantial or systematic reproduction, re-distribution, re-selling, loan or sub-licensing, systematic supply or distribution in any form to anyone is expressly forbidden.

The publisher does not give any warranty express or implied or make any representation that the contents will be complete or accurate or up to date. The accuracy of any instructions, formulae and drug doses should be independently verified with primary sources. The publisher shall not be liable for any loss, actions, claims, proceedings, demand or costs or damages whatsoever or howsoever caused arising directly or indirectly in connection with or arising out of the use of this material.

## Novel Unique Catalytic Activating Reagents in Synthesis of Biophosphates via the Phosphoramidite Route<sup>1#</sup>


Wojciech Dąbkowski<sup>a</sup>, Izabela Tworowska<sup>a</sup>, Jan Michalski<sup>\*a</sup> and Friedrich Cramer<sup>b</sup>

<sup>a</sup> Centre of Molecular and Macromolecular Studies, Polish Academy of Sciences, 90-363 Łódź, Sienkiewicza 112, Poland

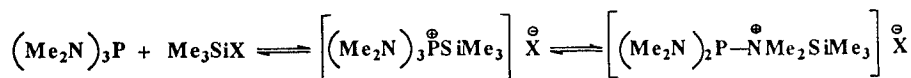
<sup>b</sup> Max-Planck-Institut für experimentelle Medizin, 3400 Göttingen, Hermann-Rein Strasse 3, Germany

**Abstract:** Trimethylchlorosilane (TMSCl) and 2,4-dinitrophenol are remarkably efficient activators in reaction of P(III) amides with nucleosides to give P(III) esters in excellent yield.

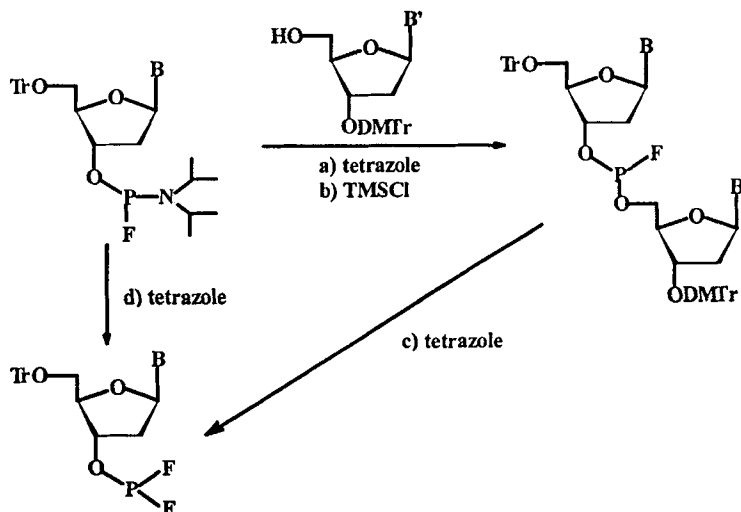
Our recent studies on nucleosidyl phosphorofluoridates and nucleosidyl phosphorofluoridites led us to explore unconventional activators in the reaction of phosphoroamidites with alcohols of biological interest. Some years ago we were able to observe that the reaction of tris(dimethylamino)phosphine with trimethylsilyl halides leads to bis(dimethylamino)halidophosphine<sup>2</sup>



At ambient temperature this reaction occurs immediately in methylene chloride solution. But at -50°C no formation of the aminohalidophosphine was observed. However, the <sup>31</sup>P NMR signals of P(NMe<sub>2</sub>)<sub>3</sub> were drastically changed following addition of trimethylhalidosilane, indicating a strong interaction of the species. At temperatures below -50°C <sup>31</sup>P NMR spectra as well as conductometric measurements indicate an equilibrium. When X = Cl the equilibrium is shifted towards substrates.



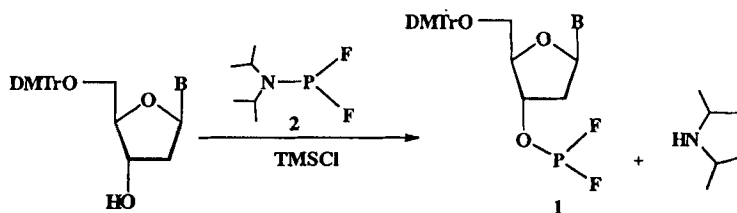
Thus taking into consideration the rapid reversibility of the reaction and the fact that trimethylchlorosilane does not react with alcohols, unless a catalyst is present<sup>3</sup>, we anticipated



Scheme 1

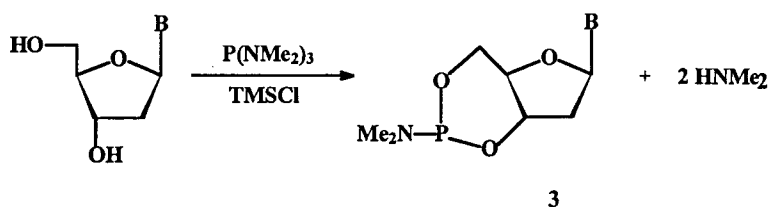
that it would activate the coupling reaction of phosphoramidites with alcohols. This proved to be so, and was highly efficacious from preparative point of view.

There are several reasons for replacing tetrazole by more convenient activators. This compound is expensive, must be very pure, and needs to be used in large excess.<sup>4</sup> In our experience tetrazole may cause some side reactions of phosphoramidites other than the simple coupling with alcohols leading to phosphites. For example the reaction shown on Scheme 1 may proceed in two directions depending on the reaction conditions and the amount of tetrazole used. In the absence of alcohols the reaction (d) takes place and leads to the nucleosidyl difluoridites **1**. The formation of **1** has been explained by J.Engels and et al.<sup>5</sup> as reaction a followed by the reaction (c). In contrast the reaction (b) proceeds in the presence of TMSCl (0.6 molar equivalent) without formation of the difluoridite **1**. The difluoridite compound can be prepared by an independent route:

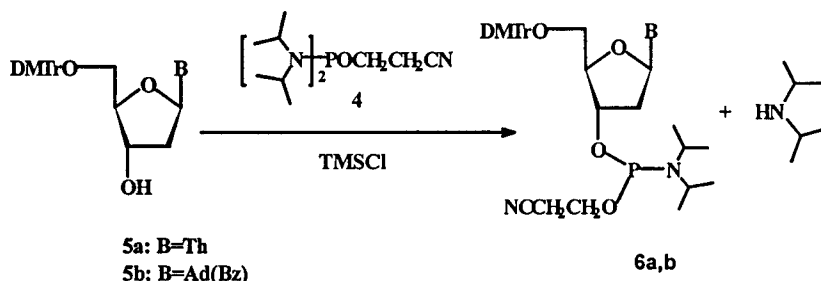


The diisopropylaminodifluorophosphine **2** was prepared in situ in  $\text{CH}_3\text{CN}$  solution from diisopropylaminodi(4-nitrophenoxy)phosphine in the reaction with TBAF at  $20^\circ\text{C}$ .

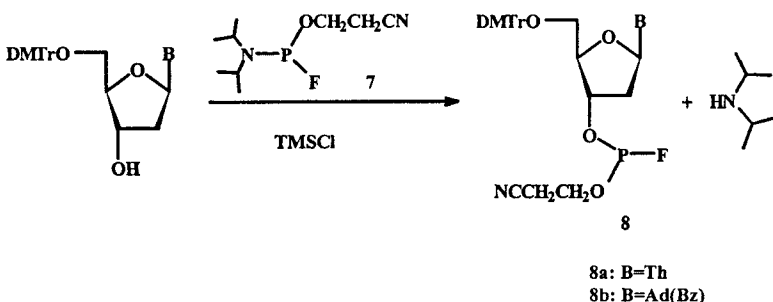
A remarkable example of activation in the presence of a catalytic amount of TMSCl (0.6 eq) is the reaction of thymidine with tris(dimethylamino)phosphine to give thymidine 3',5'-cyclic dimethylphosphoramidite **3** in over 95% yield. Activation by tetrazole is less effective in this case. The yield of cyclic amidite **3** is poor in the absence of TMSCl.<sup>6</sup>



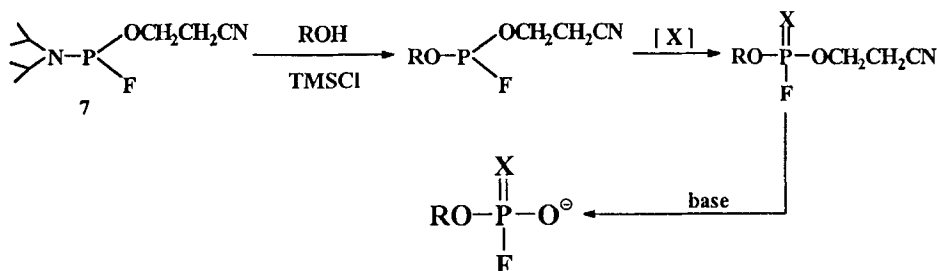
Commercially available bis(diisopropylamino)-2-cyanoethoxyphosphine **4** reacts in the presence of TMSCl (0.6 eq) with 5'-O-DMTr-nucleoside **5** in a highly selective way to form 5'-O-DMTr-thymidine 3'-O-(2-cyano-N,N-diisopropyl)-phosphoramidite **6a** and N<sup>6</sup>-Benzoyl-5'-O-DMTr-deoxyadenosine 3'-O-(2-cyanoethyl-N,N-diisopropyl) phosphoramidite **6b** in over 97% yield. In this case the yield and purity of amidites **6a,b** are identical to those obtained by activation with tetrazole.<sup>7</sup>



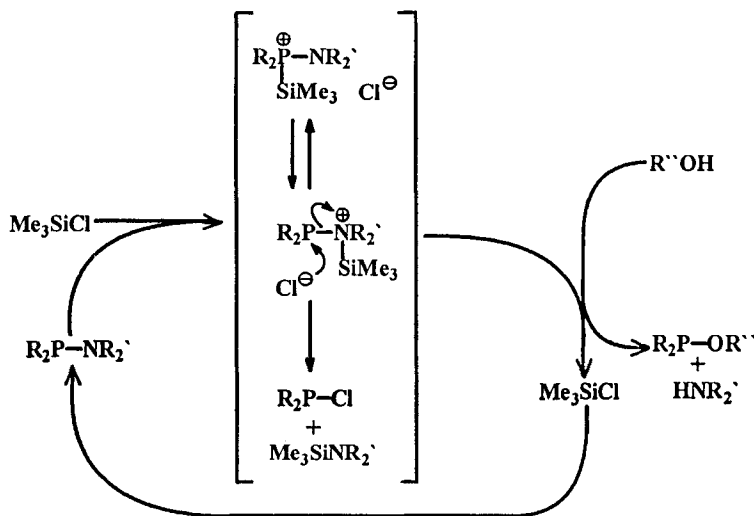
Excellent coupling procedures activated by TMSCl were noted for P(III) amides containing a fluorine ligand. For example, fluoro(diisopropylamino)-2-cyanoethoxyphosphine **7** reacts with 5'-O-DMTr-nucleoside **5a,b** in the presence of TMSCl (0.6 eq) to give 5'-O-DMTr-thymidine 3'-O-(2-cyanoethyl)fluorophosphite **8a** and N<sup>6</sup>-Benzoyl-5'-O-DMTr-adenosine 3'-O-(2-cyanoethyl)-fluorophosphite **8b** in almost quantitative yield. The analogous reaction activated by tetrazole requires a 5-fold excess of activator and proceeds distinctly slower.



The fluoroamidite **7** was prepared in over 90% yield from chloro(diisopropylamino)-2-cyanoethoxyphosphine via 2-cyanoethoxy diisopropyl-4-nitrophenoxyphosphine by standard ligand exchange procedures.<sup>8</sup> This compound is highly useful in the synthesis of Wittman type nucleosidyl phosphorofluoridates  $\text{ROP}(\text{O})(\text{OH})\text{F}$  and their thio  $\text{ROP}(\text{S})(\text{OH})\text{F}$  and seleno  $\text{ROP}(\text{Se})(\text{OH})\text{F}$  analogues. This procedure is more convenient than that described earlier.<sup>9</sup>



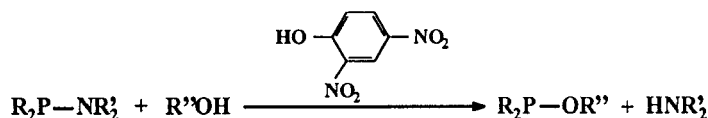
The tentative mechanism of activation by TMSCl is presumed to involve its reaction with P(III) amide. This type of interaction has been discussed in our earlier paper<sup>2</sup> and more recently by Nifant'ev.<sup>10</sup> The first step produces salt-like species  $\text{R}_2\text{P}^+(\text{SiMe}_3)\text{NR}'_2\text{Cl}^-$  and  $\text{R}_2\text{P}-\text{N}^+\text{R}'_2(\text{SiMe}_3)\text{Cl}^-$  which react either directly with alcohol to give ester  $\text{R}_2\text{P}-\text{OR}'$  or via intermediate formation of  $\text{R}_2\text{P}-\text{Cl}$ . In both cases TMSCl is regenerated.



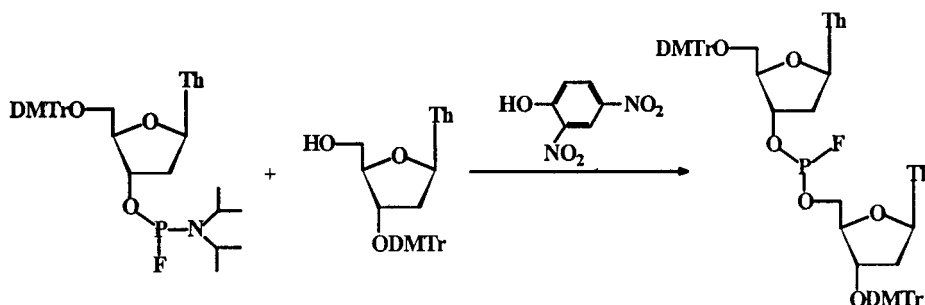
In both cases TMSCl is regenerated. A mechanistic path may be considered in which TMSCl reacts with alcohol to form hydrogen chloride which then activates an P(III) amide in situ. But it is well known that TMSCl reacts very slowly with alcohols unless a catalyst is present.<sup>3</sup> Formation of hydrogen chloride would effect the removal of acid labile DMTr-group. This is actually observed when the commercial TMSCl contaminated with HCl is used. However when hydrogen chloride free TMSCl is utilized, this course is not observed. But even without a full understanding of all the details, the activation procedure by TMSCl works remarkably. Work is

currently in progress aimed at utilizing the TMSCl activation for the synthesis of oligonucleotides and at getting a better understanding of its mechanistic features.

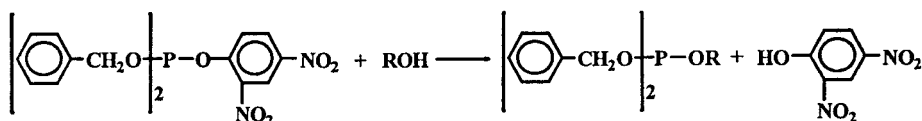
Looking for other unconventional activators we decided to investigate phenols containing electron withdrawing substituents as promoters of the phosphoroamidite coupling with alcohols. These studies led us to the discovery that 2,4-dinitrophenol can be employed as an excellent activator in coupling reactions between phosphoroamidites and alcohols.



Activation of phosphoroamidites by 2,4-dinitrophenol is at least as efficient as in the case of tetrazole or trimethylchlorosilane. The optimal amount of this activator in coupling procedures varies from 30% to 100% of the stoichiometric ratio. In the majority of cases coupling is completed within 5 min. It seems certain that the activation by 2,4-dinitrophenol is connected with its high acidity and the excellence of the 2,4-dinitrophenoxy leaving group. Applications of this expedient activation are illustrated below.

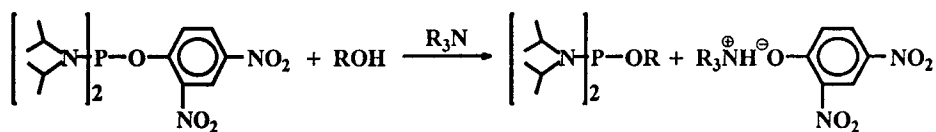


Assuming that the activation by 2,4-dinitrophenol involves the transient formation of the 2,4-dinitrophenylphosphites we designed phosphitylating reagents containing the 2,4-dinitrophenoxy leaving group e.g. dibenzyl-2,4-dinitrophenylphosphite **9** and 2,4-dinitrophenoxy-bis-(*N,N*-diisopropylamino)phosphine **10**. Both reagents can be readily prepared in excellent yield from commercially available starting materials and are stable, easy to handle and can be stored under moisture free conditions at 5°C. In contrast to P(III) compounds having mononitrophenoxy ligands,<sup>8,11</sup> these compounds react with alcohols at 20°C in aprotic solvents such as dichloromethane or tetrahydrofuran without needing activation.



The reaction is usually complete in a few minutes. Its progress can be followed colorimetrically and this feature could be useful in monitoring phosphorylation procedures leading to polymeric structures. 2,4-Dinitrophenol does not interfere with subsequent oxidation of phosphites to phosphates structures from which benzyl groups can be removed by hydrogenolysis. After oxidation the phosphates formed can be separated from 2,4-dinitrophenol by flash chromatography or by washing-up into the aqueous phase in the presence of mild bases.

The reaction with the diamidite **9** requires trapping of 2,4-dinitrophenol released during the reaction by the equivalent amount of triethylamine in order to avoid activation leading to the diesters  $\text{Pr}_2\text{NP}(\text{OR})_2$ .



#### Acknowledgment.

This work was supported by the State Committee for Scientific Research, Poland (No 3TO9A 155 10), German-Polish project (XO84-9) and Stiftung für Deutsch-Polnische Zusammenarbeit (2789/96/LN).

#### References

1. For preliminary partial report of this work, see: W. Dąbkowski, I. Tworowska, J. Michalski and F. Cramer, *J. Chem. Soc., Chem. Commun.*, **1997**, 877.
2. M. Cypryk, J. Chojnowski and J. Michalski, *Tetrahedron* **1985**, *41*, 2471.
3. J. G. Lee and K. K. Kang, *J. Org. Chem.*, **1988**, *53*, 3634.
4. S. L. Beaucage, M. H. Caruthers, *Tetrahedron Lett.* **1981**, *22*, 1859-1862; E. Uhlman, A. Peyman, *Chem. Rev.* **1990**, *90*, 543-584; S. L. Beaucage, R. P. Iyer, *Tetrahedron* **1993**, *48*, 2223-2311.
5. T. J. Lehmann, S. Eisenhardt and J. W. Engels: submitted to *Nucleoside & Nucleotides* for publication.
6. G. Baschang and V. Kvita, *Angew. Chem.*, **1973**, *44*: *Angew. Chem., Int. Ed. Engl.*, **1973**, *12*, 71; G. S. Bajwa and W. G. Bentrude, *Tetrahedron Lett.*, **1978**, *5*, 421
7. A. Kraszewski and K. E. Norris, *Nucleic Acids Res. Symp. Ser.*, **1987**, *18*, 177
8. W. Dąbkowski, I. Tworowska, *Tetrahedron Lett.* **1995**, *36*, 1095
9. W. Dąbkowski and I. Tworowska, *Chemistry Letters* **1995**, 727.
10. M. K. Grachev, V. Yu. Mishina and E. E. Nifantsev, *Zh. Obshch. Khim.*, **1993**, *63*, 1671
11. J. Helinski, W. Dąbkowski and J. Michalski, *Nucleoside & Nucleotide*, **1993**, *12(6)* 597;